

THE CHURCH OF JESUS CHRIST OF LATTER-DAY SAINTS
OFFICE OF THE FIRST PRESIDENCY
47 EAST SOUTH TEMPLE STREET, SALT LAKE CITY, UTAH 84150-1000

June 11, 2010

To: General Authorities; Area Seventies; Stake, District, and Mission Presidents; Bishops and Branch Presidents in the United States and Canada




Dear Brethren:

Safety in Church Activities

Stake presidencies and bishoprics are responsible to oversee the planning of Church-sponsored activities. Stake and ward council meetings provide opportunities to carefully plan activities and discuss safe practices. When considering activities, leaders should use good judgment and not approve those with a high risk for injury or illness. Safety guidelines are included with this letter.

Please ensure that these guidelines are carefully considered and implemented.

Sincerely yours,

The First Presidency

This letter, with enclosure, is being translated and will be distributed to units identified as French and Spanish in the United States and Canada. Distribution in these languages will be complete within two weeks. If leaders need this notice in languages not listed above, they may contact the member of the Presidency of the Seventy who supervises the area. Area leaders can forward requests to the Publications and Media Project Office at Church headquarters (1-801-240-2933).

11279

REAFFIRMING SAFETY GUIDELINES FOR ACTIVITIES

Priesthood and auxiliary leaders should follow these guidelines when planning activities for members, especially children, youth, and young single adults:

1. Plan activities that are safe and have minimal risk of injury or illness. Activities that pose greater risk, such as white-water rafting or rock climbing, should not be undertaken unless led by trained and licensed guides, or in conjunction with Scouting High Adventure programs.
2. Activities should be appropriate for the participants' ages and maturity. Instruct participants in safety practices unique to the activity before starting, and observe safety precautions at all times during the activity.
3. Be prepared for emergencies that may occur. Know in advance how to contact law enforcement and emergency services. Leaders who plan, conduct, and supervise activities should be knowledgeable about the Church Activity Insurance Program, including its restrictions and limitations.
4. Use the Parental or Guardian Permission and Medical Release form (33810) and the Activity Plan form (33809) for all out-of-area and overnight travel. These forms are available at LDS.org or through Church distribution.
5. Activities normally should not require long-distance travel. However, in the case of approved long-distance travel, use commercial transportation whenever feasible. Commercial transportation should be licensed and protected by liability insurance.
6. When using private passenger vehicles, instruct drivers in safe driving practices prior to each outing. Ensure that each vehicle is in safe operating condition and properly insured and that each person in the vehicle uses a seat belt. Each driver should be a licensed, responsible adult.
7. Ensure that at least two adult supervisors are present at every activity. For overnight activities involving young women, two or more Melchizedek Priesthood brethren should be present. The number of adult supervisors will vary depending upon the type of activity and the maturity and number of participants.
8. Notify the bishop and stake president promptly if an accident, illness, or injury occurs on Church property or during a Church-sponsored activity. Notify the Risk Management Division at Church headquarters if the accident involves serious injury (telephone 1-801-240-4049 or 1-866-LDS-RISK [537-7475]).

All adult leaders who participate in Scouting activities in the Church are to be duly registered with the Boy Scouts of America or Scouts Canada through their local councils. The BSA completes a background check on all adults as part of the registration approval process. Priesthood leaders should cooperate with BSA officials to resolve any issues that arise and complete this process before sustaining and setting apart each Scout leader.

For more information, see the safety guidelines in the *Church Handbook of Instructions, Book 2*, pages 271–80; the *Young Women Camp Manual*; the *BSA Guide to Safe Scouting* (available at Scouting.org) and Scouts Canada's *Camping and Outdoor Activity Guide* (available at Scouts.ca). Safety training is also available to Scouting leaders through local Scouting roundtables and other Scout-sponsored meetings.